

Q5_{xr}

suprabeam®
| DENMARK

PACKAGING



1000 LUMENS

SPECIFICATIONS

Li-Ion
3300 mAh

280 m

177 g

12° - 70°

WHAT'S IN THE BOX

TORCH



POUCH



STRAP



USB-CABLE




CHARGER



BATTERY



MANUAL



UNIQUE SELLING POINTS (USP)

SMART INTERNAL CHARGING

The USB connected charger for the Q5xr is designed to be mounted hanging on a wall or installed in a vehicle, making it effortless to hang in your Q5xr for charging.

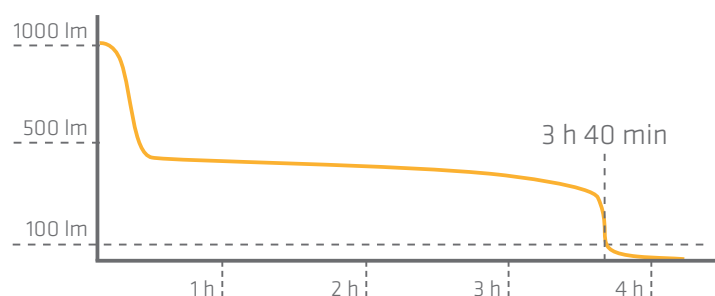
DIMMING + MEMORY

The new electronic task switch combined with our new dimming control, offers simple and stepless power adjustment from 1'000 down to 1 lumen. It memorizes the last used light output and upon one single click it activates maximum power again.

HIGH CAPACITY BATTERY

The battery inside the Q5xr is a high capacity 18650 Li-ion cell with 3300 mAh of capacity. The large battery capacity is essential as the battery is charged inside the torch, and therefore it is able to power the light for a long time before it needs recharging.

LIGHT CURVE AND RUNTIMES



MAX

1000 LUMENS
100

3 h | 40 min

DIMMING

1000 LUMENS
1

3⁴⁰ - 950_h

SPECIFICATIONS

LED / Focus configuration:	1 CREE Power Chip / Sliding Hyperfocus™
Case Material / Surface Treatment:	Anodized, High Strength Aluminium
Case Color:	Anthracite Dark Grey
Switch:	Electronic Switch With Solid Silicone Cover - Switch At Rear
Dimensions:	L: 157mm, ø: 39mm
Weight incl. battery:	177g
Ingress Protection Rating:	Splash Waterproof IPx4
Temperature:	-20°C to +35°C

ELECTRONICS

Built in Controller:	Yes, dimmable
Standard Power Source:	1 x 18650 Li-ion (3300 mAh)
Beam / Distance:	Variable from Spot to Floodlight / 280 Meters
Luminous Flux:	Max: 1000 lm / Dim: 1000-1 lm
Lighting Time:	Max: 3h 40m / Dim: 950h
Accessories included:	Pro. Quality Pouch with Velcro and Press Stud, Strap, USB cable and Wall Charger
Charging temperature:	0°C - +45°C

PACKAGING

Customs Tariff Number:	8513 1000
Packaging:	Presentation tube
Single Box Content / Size / Weight:	1 pcs, height/diameter, 18 x 9.7 cm / 367 g
Master Box Content / Size / Weight:	32 pcs, 41 x 41 x 39.5 cm / 12.5 kg
Order's Address:	info@suprabeam.com
Part No.:	505.6005
EAN-CODE:	5704049906662

FEATURES



DC CONVERTER TECHNOLOGY

Highly efficient electronic circuitry. That reduces heat development of the Power LED and decreases the energy consumption.



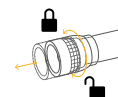
COOLING CORE

The high strength aluminium cooperates with the "heatsink" to cool off the LED



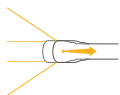
WATER RESISTENT - IPX4

This IP-rating indicates that your product is water resistant



FOCUS LOCK

Improved Focus Lock-function to prevent unwanted sliding



SLIDING FOCUS

Focus from wide floodlight to narrow spot light with the one handed sliding focus



RECHARGEABLE

Rechargeable products will prevent you from using and throwing away alkaline batteries



INTERNAL FAST CHARGING

The wall charger is designed to be mounted hanging on a wall or installed in a vehicle



ELECTRONIC DIMMING

Our electronic dimming lets you dim the light to the desired level with ease